



STYLISH STORAGE SOLUTIONS



THE DIFFERENCE

COMPARE OUR QUALITY MATERIALS

- Heavy Floors:
4x6 Treated Skids (not 4x4)
2x6 T&G Treated Plank Floors (never plywood)
- Sidewall:
Premium Grade 2x4 Framing on 16" Centers
5/8" Duratemp Siding (not 1/2")
- Roof:
5/8" Plywood Roof Sheathing (not 1/2")
Shingled or Metal Roof

DETAILS

It is all in the details. Our sheds are not only designed to provide storage, but also to add beauty and style to your home & backyard. Choose between many different options to personalize your shed, or talk to us about our customization options as well! Start designing your shed today.



Shown in this Photo: 10x18 Farmhouse Garden Shed

DESIGN

1 DETERMINE SIZING AND DELIVERY OPTIONS

Measure the space in your yard, determine what size is perfect for you, and then decide which of the delivery options shown below works best for you. We are always more than happy to help you determine whether it can be delivered completely assembled, or if it needs to be built on site.



complete delivery with shed mule



on-site construction

2 CHOOSE YOUR STYLE

Choose from one of our 15 different building styles.



Carriage House
PAGE 6



Deluxe Carriage House
PAGE 8



Victorian
PAGE 10



5' Sidewall Barn
PAGE 12



Gable Barn
PAGE 14



Workshop
PAGE 16



Garden Shed
PAGE 18



Farmhouse Garden Shed
PAGE 20



Potting Shed with Porch
PAGE 22



Potting Shed
PAGE 24



Farmhouse Pavilion
PAGE 26



Pool House
PAGE 28



8' Sidewall Barn
PAGE 30



Cabin
PAGE 32



Garage
PAGE 34

3 CHOOSE YOUR SIDING

Choose between 2 different siding options. See below for more information on both styles.

Roseburg DuraTemp siding is our most popular siding and comes with a 50 year warranty against rot and decay. DuraTemp is a wood siding with less maintenance. All of our sheds are priced with this siding.



Although all of our buildings are priced as having DuraTemp siding, we also have the option of upgrading to Vinyl Siding. We use ProVia HeartTech Vinyl Siding. Vinyl siding is virtually maintenance free.



4 FINAL DETAILS. . . MAKE IT YOURS

Decide on the final details such as paint colors, roofing material & color, door styles, accessories, and much more!

It's all in the details. . .

Our sheds are not only designed to provide storage, but to also add beauty and appeal to your home or property. See below for index on accessories and options.

Paint, Vinyl Siding, & Stain Colors 36
 Shingle & Metal Roofing Colors 37
 Accessories 38
 Door & Window Options 39





Colors on this Shed Buckskin, Navajo White, Charcoal Brown, Oakwood Shingles

CARRIAGE HOUSE

The Carriage House is a simple yet elegant building for you backyard. Shelves on the end wall work well for more organized storage of your garden and work tools. This is the perfect shed to hold your lawn equipment, tools, and much more!

Options on this Shed

- Shutters
- Ramp



Base Model includes:

- 4 pitch roof
- 3-Tab Shingles
- Crossbuck Double Doors
- (2) Windows 10x14 and larger
- (1) Window 10x12 and smaller
- (2) Shelves
- Crossbuck Double Doors

Main Photo: 10x18 | Base Model Photo: 10x14

Ohio Outdoor Structures



Size: 10x16
Base: Light Gray
Trim: Graphite
Accents: Red
Roof: Nickel Gray Shingles

Options:
• Shutters



Size: 10x14
Base: Avocado
Trim: Almond
Accents: Buckskin
Roof: Bronze Metal

Options:
• Metal Roof



Size: 10x16
Base: Clay
Trim: Clay
Accents: Red
Roof: Heather Blend Shingles

Options:
• Vinyl Siding
• Dimensional Shingles
• Ramp



Size: 10x20
Base: Buckskin
Trim: White
Roof: Bronze Metal

Options:
• Arch Top Double Doors
• Metal Roof



Size: 8x10
Base: Hunter Green
Trim: White
Accents: Clay
Roof: Black Shingles



Colors on this Shed Graphite, Almond, Red, Colonial Slate Shingles

DELUXE CARRIAGE HOUSE

The Deluxe Carriage House is a classy, practical building for storage. Shelves on the inside serve well for storing small tools and gadgets. Add a ramp, and you have the perfect space to store your lawn mower and other larger equipment.

Options on this Shed

- Upgrade to Carriage Doors
- Dimensional Shingles
- Ramp



Base Model includes:

- 6 pitch roof
- 1x6 Fascia
- 3-Tab Shingles
- Arch Top Double Doors
- (2) Windows 10x14 and larger
- (1) Window 10x12 and smaller
- Shutters
- (2) Shelves

Main Photo: 10x16 | Base Model Photo: 10x12

Ohio Outdoor Structures



Size: 10x12
Base: Graphite
Trim: White
Accents: Smoke Stain
Roof: Black Shingles

Options:
• Upgrade to Stained Carriage Double Doors
• Transom Window
• Replace Shutters
• Dimensional Shingles



Size: 10x16
Base: Buckskin
Trim: White
Accents: Almond
Roof: Resawn Shake Shingles

Options:
• Add Carriage Man Door
• Extra Window
• Extra Pair Small Shutters
• Dimensional Shingles



Size: 12x16
Base: Buckskin
Trim: Buckskin
Accents: Dark Oak Stain
Roof: Heather Blend Shingles

Options:
• Upgrade to Stained Carriage Double Doors
• Dimensional Shingles
• Ramp



Size: 10x12
Base: Wild Grasses
Trim: Navajo White
Accents: Dark Oak Stain
Roof: Bronze Metal

Options:
• Upgrade to Stained Double Doors
• Metal Roof



Size: 10x14
Base: Mountain Red
Trim: Clay
Accents: Graphite
Roof: Colonial Slate Shingles

Options:
• Dimensional Shingles



Colors on this Shed Graphite, White, Clay, Georgetown Gray Shingles

VICTORIAN

The dormer above the double doors adds lots of appeal to our Victorian Shed. Complete with shelves on the inside for great storage space, and a double window! The Victorian works great for small lawn equipment and garden tools!



Base Model includes:

- 6 Pitch Roof with Dormer
- Dimensional Shingles
- Arch Top Double Doors
- (2) Windows
- Shutters
- (2) Shelves

Main Photo: 10x16 | Base Model Photo: 10x16

Ohio Outdoor Structures



Size: 10x16
 Base: Avocado
 Trim: Almond
 Accents: Buckskin
 Roof: Weathered Wood Shingles

Options:
 • Upgrade to Carriage Double Doors



Size: 10x18
 Base: Graphite
 Trim: Buckskin
 Accents: Butternut Stain
 Roof: Weathered Wood Shingles



Size: 10x20
 Base: White
 Trim: White
 Accents: Cape Cod Gray
 Roof: Cobblestone Gray Shingles

Options:
 • Upgrade to Workshop Double Doors
 • Extra Set of Workshop Double Doors
 • Farmhouse Overhang
 • Ridge Vent



Size: 10x14
 Base: Sandalwood
 Trim: White
 Accents: White
 Roof: Black Shingles

Options:
 • Vinyl Siding
 • Add Fiberglass Man Door with Transom Window
 • Ridge Vent
 • No Shutters



Size: 10x18
 Base: Avocado
 Trim: Navajo White
 Accents: Almond
 Roof: Weathered Wood Shingles



Colors on this Shed Red, Clay, Weathered Wood Shingles

5' SIDEWALL BARN

With its traditional gambrel style roof, the 5' Sidewall Barn is a simple, traditional storage building. The window included on the back wall lets in some light and the small loft works well for storing those items that you almost never use, but don't want to let go of.

Options on this Shed

- Ramp



Base Model includes:

- Gambrel Roof
- 3-Tab Shingles
- Crossbuck Double Doors
- Loft Doors
- (1) Window
- 4' Loft

Main Photo: 10x16 | Base Model Photo: 10x16

Ohio Outdoor Structures



Size: 12x24
 Base: Graphite
 Trim: Black
 Accents: Smoke Stain
 Roof: Black Shingles

- Options:
- 7' Sidewalls
 - Stained Carriage Man Door Replace Double Doors
 - Extra Window
 - 4' Overhang
 - Dimensional Shingles



Size: 12x16
 Base: Wild Grasses
 Trim: Navajo White
 Accents: Navajo White
 Roof: Colonial Slate Shingles

- Options:
- 7' Sidewalls
 - Upgrade to Workshop Double Doors
 - Extra Windows
 - Dimensional Shingles
 - Ramp



Size: 10x16
 Base: Belmont Blue
 Trim: White
 Accents: White
 Roof: Black Shingles



Size: 12x16
 Base: Sandalwood
 Trim: Sandalwood
 Accents: Taupe
 Roof: Colonial Slate Shingles

- Options:
- Vinyl Siding
 - 7' Sidewalls
 - Upgrade to 9x7 Overhead Door
 - 9-Lite Metal Entry Door
 - Dimensional Shingles



Size: 10x16
 Base: Gray
 Trim: Light Gray
 Roof: Gray Frost Shingles



Colors on this Shed Stoltzfus Tan, Buckskin, Heather Blend Shingles

GABLE BARN

If you're looking for a simple, basic storage shed that serves the purpose, the Gable Barn is the one for you. Shelves on the back wall help organize and store smaller tools. Very functional and still beautiful, the Gable Barn will meet your storage needs.

Options on this Shed

- Dimensional Shingles
- Ramp



Base Model includes:

- 4 pitch roof
- 3-Tab Shingles
- Crossbuck Double Doors
- (2) Windows
- (2) Shelves

Main Photo: 10x14 | Base Model Photo: 8x10



Size: 10x16
Base: Mtn. Red
Trim: Black
Accents: Butternut Stain
Roof: Black Metal

- Options:
- Upgrade to Stained Carriage Double Doors
 - Octagon Gable Window
 - 6 Pitch Roof
 - Metal Roof



Size: 8x10
Base: Charcoal Brown
Trim: Quaker Tan
Roof: Oakwood Shingles



Size: 14x20
Base: Light Gray
Trim: Gray
Accents: Black
Roof: Gray Frost Shingles

- Options:
- Upgrade to Workshop Double Doors



Size: 10x16
Base: Graphite
Trim: White
Accents: Black
Roof: Colonial Slate Shingles

- Options:
- Upgrade to Carriage Double Doors
 - Farmhouse Overhang
 - 6 Pitch Roof
 - Dimensional Shingles
 - Small Shutters (2)
 - Ramp



Size: 10x16
Base: Cape Cod Gray
Trim: White
Accents: Gray
Roof: Nickel Gray Shingles

- Options:
- Small Shutters



Colors on this Shed Red, Almond, Clay, Weathered Wood Shingles

WORKSHOP

The Workshop serves its name well. Included on the inside are lofts, a workbench, and a pegboard. Move all of your gardening tools, handyman tools, and small gadgets out of your garage into the Workshop.

Options on this Shed

- Extended Overhang
- Extra Windows
- Dimensional Shingles
- Ridge Vent
- 18" AZEK Vinyl Carlisle Cupola w/ Weathervane
- Ramp



Base Model includes:

- 7 pitch roof
- Double Fascia
- 3-Tab Shingles
- Board & Batten Siding on front gable
- Workshop Double Doors
- (2) Windows
- (2) Large Shutters
- Workbench w/ Pegboard
- (1) 4' Loft - 10x12 & Smaller
- (2) 4' Loft - 10x14 & Larger

Main Photo: 10x14 | Base Model Photo: 10x14

Ohio Outdoor Structures



Size: 10x12
 Base: Wild Grasses
 Trim: Navajo White
 Accents: Butternut Stain
 Roof: Bronze Metal

Options:

- Upgrade to Stained Double Doors
- Extended Overhang
- Metal Roof
- 21" Manor Shed Series Cupola with Weathervane



Size: 10x18
 Base: Light Gray
 Trim: White
 Accents: Graphite
 Roof: Georgetown Gray Shingles

Options:

- Extra Workshop Man Door
- Extra Windows
- Extended Overhang
- Dimensional Shingles
- Ridge Vent



Size: 10x12
 Base: White
 Trim: White
 Accents: Butternut Stain
 Roof: Textured Black Metal

Options:

- Farmhouse Overhang
- Textured Metal Roof



Size: 10x12
 Base: Gray
 Trim: White
 Accents: Red
 Roof: Nickel Gray Shingles



Size: 10x14
 Base: Avocado
 Trim: Almond
 Accents: Walnut Stain
 Roof: Burnt Sienna Shingles

Options:

- Stained Double Doors
- Extra Stained Workshop Man Door
- Extended overhang
- Dimensional Shingles
- Farmhouse Flower Box (2)



Colors on this Shed White, White, Butternut Stain, Galvalume Metal

GARDEN SHED

The Garden Shed was designed with gardeners in mind. Store pots, planters, tools, and more in the storage area, and also have a space to keep some plants in the potting area. Practical and beautiful at the same time, the Garden Shed will fill your needs perfectly.



Base Model includes:

- 6x8 Potting Shed w/ 4' Porch
- 8 pitch roof
- Metal & Poly Carb Roof
- Glass Gable
- Arch Top Double Doors
- Workshop Man Door
- Interior Divider Man Door
- Double Window in Storage area
- Shelving & Windows in Potting area
- Large Shutters or Transom Windows for Double Window in Storage Area
- 4' loft

Main Photo: 10x18 | Base Model Photo: 10x18

Options on this Shed

- Upgrade to Stained Man Door
- Double Farmhouse Flower Box
- Vented Transom Window
- Transom Windows replace Shutters

Ohio Outdoor Structures



Size: 10x20
Base: Buckskin
Trim: Graphite
Accents: Red
Pergola: Dark Oak Stain
Windows: Brown
Roof: Bronze Metal

Options:
• Vented Transom Windows



Size: 10x18
Base: Graphite
Trim: White
Accents: Red
Pergola: White
Windows: White
Roof: Black Metal



Size: 10x18
Base: Buckskin
Trim: Almond
Accents: Avocado
Pergola: Almond
Windows: Brown
Roof: Bronze Metal

Options:
• Double Window Pergola (2)



Size: 14x24
Base: Custom
Trim: White
Accents: Navy Blue &
Dark Oak Stain
Pergola: Dark Oak Stain
Windows: Brown
Roof: Black Metal

Options:
• Vented Transom
Windows
• Double Farmhouse
Flower Box
• Double Window Pergola
• 25" Victorian Shed
Series Cupola



Size: 10x20
Base: Wild Grasses
Trim: Navajo White
Accents: Almond
Windows: White
Roof: Clay Metal

Options:
• Full Width Potting Shed
(No Porch)



Colors on this Shed Graphite, White, Teal, Walnut Stain, Galvalume Metal

FARMHOUSE GARDEN SHED

The Farmhouse Garden Shed will bring all of your gardening and homesteading dreams to life. Store tools, lawn equipment, etc. in the storage area, while growing plants in the potting area! Grow your own garden with ease.

Options on this Shed

- Triple Flower Box
- Vented Transom Windows
- 24" AZEK Vinyl Norwood Cupola with Weathervane
- Ramp



Base Model includes:

- 8 pitch roof
- Metal & Poly Carb Roof
- Glass Gable
- Farmhouse Overhang
- Carriage Double Doors
- Workshop Man Door
- Interior Divider Man Door
- Double Window in Storage area
- Shelving & Windows in Potting area
- Large Shutters or Transom Windows for Double Window in Storage Area
- 4' loft

Main Photo: 12x20 | Base Model Photo: 10x18



Size: 12x20
 Base: White
 Trim: White
 Accents: Butternut Stain
 Pergola: Butternut Stain
 Windows: Brown
 Roof: Textured Black Metal

- Options:
- Stained Man Door
 - Vented Transom Windows
 - Louvered Exhaust Fan
 - Textured Metal



Size: 12x20
 Base: Cape Cod Gray
 Trim: Navajo White
 Accents: Avocado
 Pergola: Navajo White
 Windows: White
 Roof: Charcoal Metal

- Options:
- Upgrade to Carriage Man Door
 - Vented Transom Windows
 - Triple Flower box
 - 22" Carlisle Cupola (Painted) with Weathervane
 - Ramp



Size: 10x18
 Base: White
 Trim: White
 Accents: Black
 Pergola: Butternut Stain
 Windows: Brown
 Roof: Textured Black Metal

- Options:
- Vented Transom Windows
 - Textured Metal



Size: 12x20
 Base: White
 Trim: White
 Accents: White
 Pergola: White
 Windows: White
 Roof: Galvalume Metal

- Options:
- Vented Transom Windows
 - Extended Overhang, Replace Farmhouse Overhang
 - Triple Farmhouse Flower Box
 - 18" AZEK Vinyl Carlisle Cupola with Arch Glass



Size: 20x30 Custom
 Base: Navajo White
 Trim: Buckskin
 Accents: Dark Oak Stain
 Pergola: Dark Oak Stain
 Windows: Brown
 Roof: Bronze Metal

- Options:
- Upgrade to Stained Carriage Double Doors
 - Stained Carriage Man Door
 - Double Farmhouse Flower Box
 - 30" Norwood Cupola (Painted)



Colors on this Shed Wild Grasses, Navajo White, Clay, Clay Metal

POTTING SHED WITH PORCH

The Potting Shed is the perfect design for someone who needs a space designated to starting and growing their own plants and flowers. With a small porch to relax on after a day of gardening, this will fit perfectly into any gardener's backyard.



Base Model includes:

- 4' Porch w/ Pergola
- 8 Pitch Roof
- Metal & Poly Carb Roof
- Glass Gable(2)
- Workshop Man Door
- Shelving & Windows along all sides

Main Photo: 6x10 with 4' Porch

Base Model Photo: 6x8 with 4' Porch

Ohio Outdoor Structures



Size: 6x8 with 4' Porch
 Base: White
 Trim: White
 Pergola: White
 Windows: White
 Roof: Galvalume Metal

Options:
 • Vented Transom Windows



Size: 6x8 with 4' Porch
 Base: Wild Grasses
 Trim: Navajo White
 Accents: Clay
 Pergola: Navajo White
 Windows: White
 Roof: Clay Metal



Size: 6x10
 Base: Light Gray
 Trim: White
 Accents: Custom Stain
 Windows: White
 Roof: Textured Black Metal

Options:
 • No Porch & Pergola
 • Stained Man Door
 • Vented Transom Windows
 • Textured Metal



Size: 10x16 with 4' Porch
 Base: Clay
 Trim: Black
 Accents: Clay
 Pergola: Walnut Stain
 Windows: Brown
 Roof: Black Metal

Options:
 • Vented Transom Windows
 • 22" Norwood Cupola (Painted) with Finial



Size: 8x10
 Base: White
 Trim: White
 Pergola: White
 Windows: Brown
 Roof: Textured Black Metal

Options:
 • Textured Metal



Colors on this Shed White, White, Cape Cod Gray, Charcoal Metal

POTTING SHED

A simple, elegant, and practical design for gardeners. Shelving along all sides are perfect for your plants, seeds, and anything else you are growing! Start your plants early for a head start on your summer gardening season. All the windows and transparent poly carb roofing allows lots of light for better plant growth.



Base Model includes:

- 8 Pitch Roof
- Metal & Poly Carb Roof
- Glass Gable(2)
- Workshop Man Door
- Shelving & Windows along all Sides

Main Photo: 10x12 | Base Model Photo: 10x12

Ohio Outdoor Structures



Size: 8x10
Base: Zook Cream
Trim: White
Windows: White
Roof: Light Stone Metal



Size: 10x20
Base: Buckskin
Trim: Graphite
Windows: Brown
Roof: Bronze Metal



Size: 10x12
Base: Quaker Tan
Trim: Navajo White
Windows: White
Roof: Brown Metal Roof



Size: 10x20
Base: Hunter
Trim: Navajo White
Windows: White
Roof: Brown Metal



Size: 10x12
Base: White
Trim: White
Windows: White
Roof: Galvalume Metal



Colors on this Shed Light Gray, White, Graphite, Butternut Stain, Textured Black Metal

FARMHOUSE PAVILION

Take your backyard entertainment to the next level with our Farmhouse Pavilion. Serve your guests from the bar while they relax underneath the timber frame pavilion. Use the storage area as a serving station or for storing tools and equipment.

Options on this Shed

- Transom Shed Dormer
- Textured Metal



Base Model includes:

- Timber Frame Pavilion
- 8 Pitch Roof
- Metal Roof
- Farmhouse Overhang
- Carriage Double Doors
- Sliding Bar Doors w/ Live Edge Bar
- Double Window w/ Shutters

Main Photo: 10x20 | Base Model Photo: 10x20

Ohio Outdoor Structures



Size: 10x20 Pavilion w/ Attached
6x8 Potting Shed
Base: Light Gray
Trim: White
Accents: Graphite
Timbers: Butternut Stain
Roof: Textured Black Metal

Options:

- Attached 6x8 Potting Shed with 4' Porch
- Transom Shed Dormer
- Textured Metal



Size: 10x20
Base: Custom
Trim: Custom
Timbers: Smoke Stain
Roof: Black Metal

Options:

- Transom Shed Dormer
- Vinyl Deck Floor



Size: 10x20
Base: Graphite
Trim: White
Accents: Clay
Timbers: Butternut Stain
Roof: Textured Black Metal

Options:

- Transom Shed Dormer
- Textured Metal



Size: 10x20
Base: Buckskin
Trim: Navajo White
Accents: Charcoal Brown
Timbers: Dark Oak Stain
Roof: Brown Metal

Options:

- Transom Shed Dormer
- Transom Windows, Replace Shutters



Size: 10x24
Base: Graphite
Trim: Graphite
Timbers: Bark Stain
Roof: Galvalume Metal

Options:

- Transom Shed Dormer
- Transom Windows, Replace Shutters



Colors on this Shed Avocado, Almond, Clay, Clay Metal

POOL HOUSE

Store your pool gear, lawn equipment, and more inside the Pool House. Shelves on the end wall work well for storing and organizing smaller items. The small porch is the perfect space to hang out if you need a break from swimming! Double doors on the end allow you to store larger equipment such as a lawn mower too!

Options on this Shed

- Upgrade to Carriage Man Door
- Metal Roof
- 24" AZEK Vinyl Cupola (painted) with Weathervane
- Ramp



Base Model includes:

- 6 pitch roof
- 3-Tab Shingles
- Porch
- Arch Top Double Doors
- Arch Top Man Door
- (2) Windows - 10x14 and larger
- (1) Window - 10x12 and smaller
- Arch Top Double Doors
- Arch Top Man Door
- Shutters
- (2) Shelves

Main Photo: 10x16 | Base Model Photo: 12x16

Ohio Outdoor Structures



Size: 10x12 with 4' Porch
 Base: White
 Trim: White
 Accents: Butternut Stain
 Roof: Black Shingles

Options:

- Upgrade to Workshop Man Door
- Farmhouse Overhang



Size: 10x20 with 4' Porch
 Base: Pewter
 Trim: Black
 Accents: Granite
 Roof: Textured Black Metal

Options:

- Vinyl Siding
- Upgrade to Vinyl Workshop Double Doors
- Upgrade to Vinyl Workshop Man Door
- Extra Vinyl Workshop Man Door
- Textured Metal Roof
- Ramp



Size: 8x10 with 4' Porch
 Base: Almond
 Trim: Navajo White
 Accents: Butternut Stain
 Roof: Textured Black Metal

Options:

- Upgrade to Stained Carriage Man Door
- Transom Window
- Replace Shutters
- Textured Metal Roof



Size: 12x20
 Base: Avocado
 Trim: Almond
 Accents: Clay
 Roof: Weathered Wood Shingles

Options:

- Upgrade to Carriage Man Door
- Dimensional Shingles
- 24" Fairfield Cupola



Size: 10x14
 Base: Buckskin
 Trim: Buckskin
 Accents: Chestnut Brown, Red, Dark Oak Stain
 Roof: Burnt Sienna Shingles

Options:

- Upgrade to Carriage Double Doors
- Upgrade to Carriage Man Door
- Dimensional Shingles
- Ridge Vent
- No Floor (Built on Concrete)



Colors on this Shed Red, Buckskin, Black Shingles

8' SIDEWALL BARN

The 8' Sidewall works perfectly for storing larger tools and equipment. With its large sliding barn door, you can store tractors, farm equipment, etc. Add a porch to pair with its traditional style gambrel roof for more charm.

Options on this Shed

- 8x24 Porch
- Extra Windows
- Full Loft & Stairs
- Dimensional Shingles
- Ridge Vent
- 24" AZEK Vinyl Fairfield Cupola(painted) with Weathervane



Base Model includes:

- Gambrel Roof
- Standard 3-Tab Shingles
- Sliding Crossbuck Track Door
- Crossbuck Man Door
- Loft Doors
- (1) Window
- (2) 4' Loft

Main Photo: 20x24 | Base Model Photo: 16x20



Size: 16x24
 Base: Sandalwood
 Trim: White
 Accents: Brown, White
 Roof: Burnt Sienna Shingles

- Options:**
- 8x24 Porch with Vinyl Floor
 - Vinyl Siding
 - Upgrade to 9-Lite Painted Metal Entry Door
 - Upgrade to 9x7 Overhead Door (Replace Sliding Track Door)
 - Upgrade to Vinyl Windows (Extra Windows)
 - Dimensional Shingles
 - Shutters



Size: 20x28
 Base: Graphite
 Trim: White
 Accents: Red
 Roof: Black Shingles

- Options:**
- 8x28 Porch
 - Upgrade to Painted 9-Lite Metal Entry Door
 - Extra Windows
 - Large Shutters



Size: 16x24
 Base: Sandalwood
 Trim: White
 Accents: Brown
 Roof: Green Metal

- Options:**
- 8x20 Porch
 - Vinyl Siding
 - Upgrade to 9-Lite Painted Metal Entry Door
 - Upgrade to 9x7 Overhead Door (Replace Sliding Track Door)
 - Upgrade to Vinyl Windows (Extra Windows)
 - Metal Roof
 - On Concrete (No Wood Floor)



Size: 24x40
 Base: Clay
 Trim: White
 Accents: Red
 Roof: Colonial Slate Shingles

- Options:**
- 8x40 Porch
 - Upgrade to 2 Painted 9-Lite Metal Entry Door
 - Upgrade to Vinyl Insulated Windows (Extra Windows)
 - Large Shutters
 - Ridge Vent
 - Full Loft & Stairs
 - Dimensional Shingles
 - 36" AZEK Vinyl Morton Cupola with Weathervane



Size: 22x24
 Base: Stoltzfus Tan
 Trim: Charcoal Brown
 Accents: Brown
 Roof: Oakwood Shingles

- Options:**
- Upgrade to 9x7 Overhead Door (Replace Sliding Track Door)
 - Extra Window



Colors on this Shed Stoltzfus Tan, Clay, Hunter Green, Green Shingles

CABIN

Have a weekend getaway at your Cabin whether it's at the lake, a secluded spot, or in your backyard. Our Cabin is perfect for those last minute weekend trips. With its half loft, railing, and stairway, you can easily spend the night!

Options on this Shed

- Extra 9-Lite Metal Entry Door
- Extra Windows
- Upgrade to Insulated Windows
- Shutters
- Arched Header
- Dimensional Shingles



Base Model includes:

- 11 Pitch Roof
- 3-Tab Shingles
- Ridge Vent
- Soffit Vent
- 36" 9-Lite Metal Entry Door
- (4) Windows
- Porch
- Half Loft & Stairs

Main Photo: 18x24 | Base Model Photo: 16x20

Ohio Outdoor Structures



Size: 16x24
 Base: White
 Trim: White
 Accents: Butternut Stain
 Roof: Black Shingles

Options:

- Upgrade to Vinyl Windows (Extra Windows)
- Dimensional Shingles



Size: 18x24
 Base: Graphite
 Trim: Almond
 Accents: White
 Roof: Bronze Metal

Options:

- Upgrade to Vinyl Windows with Transom
- Extra Windows
- Metal Roof



Size: 18x30
 Base: Clay
 Trim: Almond
 Accents: Bronze, Taupe
 Roof: Weathered Wood Shingles

Options:

- Upgrade to Painted Door
- 8x7 Overhead Door
- Extra Windows
- Shed Dormer
- Dimensional Shingles



Size: 12x24
 Base: Avocado
 Trim: Buckskin
 Accents: Butternut Stain
 Roof: Brown Metal

Options:

- Arched Header
- Stained Carriage Man Door (Replace 9-Lite Metal Entry Door)
- Extra Windows
- Large Shutters (2)
- Metal Roof



Size: 18x24
 Base: Belmont Blue
 Trim: White
 Accents: Red
 Roof: Rustic Red

Options:

- Vinyl Porch Floor
- Arched Header
- Upgrade Painted Doors (Extra Door)
- Upgrade to Vinyl Windows (Extra Windows)
- Large Shutters
- Metal Roof
- Built on Block Foundation



Colors on this Shed White, White, White, Black Shingles

GARAGE

Storing away your lawn mower, garden tractor, and other equipment is made easy and efficient with our Garage. The overhead door allows you to park larger items inside while also having access through the man door for easy entrance.

Options on this Shed

- 9' Sidewalls
- 10 Pitch Roof
- Upgrade to 9-Lite Metal Entry Door
- (3) 9x8 Garage Door
- Upgrade to Insulated Window
- Ridge Vent



Base Model includes:

- 4 pitch roof
- 3-Tab Shingles
- 9x7 Colonial Style Overhead Door (non-insulated)
- Crossbuck Man Door
- (1) Window

Base Model Photo: 10x24



Size: 24x48
 Base: White
 Trim: Red
 Roof: Rustic Red

- Options:**
- 10 Pitch Roof
 - Vinyl Siding
 - Upgrade to 9x8 Overhead Doors (2 Extra)
 - Upgrade to 9-Lite Metal Entry Door
 - Metal Roof with Snowguards



Size: 12x20
 Base: Cape Cod Gray
 Trim: White
 Accents: Belmont Blue
 Roof: Gray Frost Shingles

- Options:**
- 6 Pitch Roof
 - Upgrade to Workshop Double Doors (Replace Man Door)
 - Extra Window
 - Large Shutters
 - Ramp



Size: 16x24
 Base: Sandalwood
 Trim: Linen
 Accents: Black, White
 Roof: Black Shingles

- Options:**
- 8 Pitch Roof with Returns on Front Gable
 - Vinyl Board & Batten Siding
 - Upgrade to Carriage Style Overhead Door
 - Upgrade to Workshop Man Door
 - Extra Window
 - Dimensional Shingles
 - Vinyl Shutters



Size: 22x32
 Base: Charcoal Brown
 Trim: Navajo White
 Accents: Buckskin
 Roof: Bronze Legacy Panel Metal

- Options:**
- 9' Sidewalls
 - Upgrade to 9-Lite Metal Entry Door
 - Upgrade 8x7 Carriage Style Overhead Door (Extra Door)
 - Extra Windows
 - 8 Pitch Attic Truss
 - Overhang Above Garage Doors
 - Metal Roof




Size: 10x18
 Base: Gray
 Trim: White
 Accents: Graphite
 Roof: Georgetown Gray

- Options:**
- 6 Pitch Roof
 - Vinyl Siding
 - Upgrade to Carriage Style Overhead Door
 - Upgrade to Workshop Man Door
 - Vinyl Shutters
 - Dimensional Shingles
 - Ridge Vent
 - Ramp

PAINT COLORS



STAIN COLORS



VINYL SIDING COLORS



XT25 SHINGLE COLORS



Autumn Brown



Black



Gray Frost



Nickle Gray



Oakwood



Timber Blend



Weathered Wood

LANDMARK SHINGLE COLORS



Burnt Sienna



Cobblestone Gray



Colonial Slate



Georgetown Gray



Hunter Green



Moire Black



Resawn Shake




Weathered Wood



Heather Blend

METAL ROOFING COLORS




Black*




Gallery Blue




Hawaiian Blue



Brown*



Antique Bronze*



Burgundy*



Rustic Red*



Bright Red



Green*



Charcoal*



Light Gray*




Clay*




Light Stone



Tan



Galvalume



Bright White*

*Also available in textured.

DOOR OPTIONS

WOODEN DOUBLE DOORS

All wooden double doors are available in painted or stained barn siding.




Arch Top
Shown Painted



Workshop
Shown Painted



Carriage
Shown in Stained Barn Siding




Crossbuck
Shown Painted



Sliding Track

WOODEN SINGLE DOORS

All wooden single doors are available in painted or stained barn siding.



Arch Top
Shown Painted



Workshop
Shown Painted



Workshop
Shown in Stained Barn Siding



Carriage
Shown Painted




Crossbuck
Shown Painted

FIBERGLASS & METAL ENTRY DOORS



6 Panel Fiberglass Doors
Standard on Vinyl Buildings



Fiberglass Man Door
with Transom Window
Also Available in Double Door



36" Prehung Metal Door
Primed or Painted



Colonial Style Overhead Door



Carriage Style Overhead Door


OTHER OPTIONS



Ramp



Porch Railing



Double Facia Board



Interior Shelves



Workbench with
4 Drawers and Pegboard

WINDOWS & ACCESSORIES

WINDOWS



Double Window

Double Window with Transoms

Single Window (24"x36") with Screen

Vented Transom Window
Available on Garden Sheds and Potting Sheds

Insulated Window (32"x44") Available Single or Double Hung

Vinyl Insulated Single Hung Window (24"x36") with Screen

FLOWER BOXES AND WINDOW ACCESSORIES



Single Flower Box/Standard Shutters
Shown with Single Window (24x36)

Double Flower Box
Shown with double window & large shutters

Double Farmhouse Flower Box
*Shown with Double Window with Transom
Also available in single*

Window Pergola
Shown on Double Window with Transom

EXTERIOR/ROOF OPTIONS

OVERHANGS



Farmhouse Overhang



Extended Overhang

CUPOLAS

We offer many different cupolas to choose from. Ask for a cupola brochure.



ROOF OPTIONS




Tar Paper



Ridge Vent




Soffit Vent



CHICKEN COOPS

For more information, ask for our Chicken Coop brochure which shows more options and features such as colors, sizing, and more!





SIDE SHEDS

If you are needing a small space for extra storage and would like for it to blend in with an existing structure, our Side Shed is perfect for you!

Our Side Sheds are free standing and portable, but we can set them up against your house or existing structure as if they are attached!



Ohio Outdoor Structures



Ohio Outdoor Structures





NE Ohio

Ohio Outdoor Structures - Dalton
(330)828-8341

SW Ohio

Ohio Outdoor Structures - West Chester
(513)777-2276